
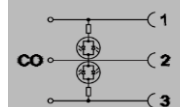
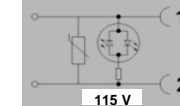
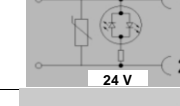

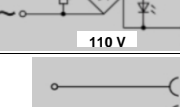


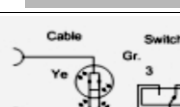

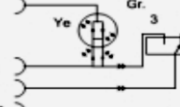
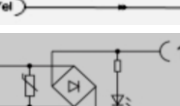


DIN CONNECTOR CHART

DIN CONNECTOR PART #	COLOUR	VOLTAGE	CONNECTOR DESCRIPTION/APPLICATION	SYMBOL
G1NU3000	BLACK		3 POLE + GROUND (SWITCH OR SOLENOID)	
G1NF3000	BLACK		DIN CONN- 3 POLE 1/2' COND	
G1TU3L22	BLACK	115V	2 BIPOLAR LED CONFIRMING VOLTAGE SUPPLE- SWITCH CIRCUIT (SWITCH ONLY)	
G1TU2VL2	TRANSPARENT	115V	BIPOLAR LED + SURGE PROTECTION, POLARITY INDEP.	
G1TU2VL1	TRANSPARENT	12/ 24 VDC	BIPOLAR LED + SURGE PROTECTION, POLARITY INDEP.	
G1NU2000	BLACK		2 POLE + GROUND (SOLENOID ONLY)	
G1TU2RL2	TRANSPARENT	115V	FULL BRIDGE RECTIFIER, LED TO CONFIRM VOLTAGE, SURGE PROTECTION	
G1GU2000	GREY		2 POLE + GROUND (SOLENOID ONLY)	
G1GU3000	GREY		3 POLE + GROUND (SWITCH OR SOLENOID)	
CG1N02VL2C 025	BLACK	115V	C/W 5 METERS OF CABLE PVC H05VVF (SOLENOID ONLY)	
CG1N03LX7A C25	BLACK	115V	SIGNALS STATE OF SWITCH BY TWO LED COLOURS, POWER AT SWITCH GREEN, SWITCH MADE YELLOW. C/W 5 METERS OF CABLE PVC H05VVF- SWITCH CIRCUIT (SWITCH ONLY)	
CG1N03LX6A C25	BLACK	12/ 24 VDC	SIGNALS STATE OF SWITCH BY TWO LED COLOURS, POWER AT SWITCH GREEN, SWITCH MADE YELLOW. C/W 5 METERS OF CABLE PVC H05VVF- SWITCH CIRCUIT (SWITCH ONLY)	
CG1N02RL2C 025	BLACK	115V	C/W 5 METERS OF CABLE PVC H05VVF (SOLENOID ONLY)	
G1TU3L21	TRANSPARENT	12/ 24 VDC	2 BIPOLAR LED CONFIRMING VOLTAGE SUPPLE- SWITCH CIRCUIT (SWITCH ONLY)	